# Lesson 2

## Songs Using Three Notes

## First Blues

CD #1 Tracks **5** (faster), **25** (slower), **26** (medium), **45** (solos)
Intro: 2 measures (1 measure intro between solos)

*Notice this line is repeated*



## Oom Pah Band

CD #1 Tracks **6** (faster), **27** (slower), **28** (medium), **46** (solos)
Intro: 4 measures (no repeats or intros on solos)

*This line is played twice. Use the **first ending** the first time, and the **second ending** the second time.*




## Smooth Sailing

CD #1 Tracks **7, 47** (solos)
Intro: 2 measures (2 measure intros between solos)

*The curved lines indicate **slurs**. Play the notes in one breath without tonguing, connecting the notes as smoothly as possible.*



## Closet Key

CD #1 Tracks **8** (faster), **29** (slower), **30** (medium), **48** (solos)
Intro: 2 measures (2 measure intro between solos; no repeats on solos)

Traditional Folk Song.

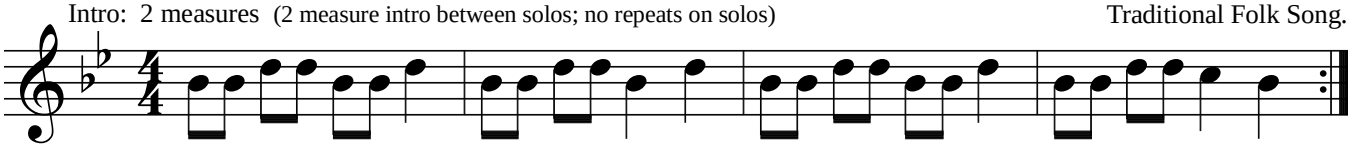

*song repeats after a two measure drum fill*

## Holding Out

CD #1 Tracks **9, 49** (solos)
Intro: 2 measures (no intro between solos)




## Solid State

CD #1 Tracks **10, 50** (solos)
Intro: 4 measures (2 measure intro between on solos)